

MAHARASHTRA UNIVERSITY OF HEALTH SCIENCES, NASHIK

DETAILS OF THE HOSPITAL AND WORK RECORD: (HOSPITAL - INFORMATION)


YEAR 2022 – 2023.

Faculty: Ayurved

Name of College: Late. Babruwan Vitthalrao Kale Ayurved Medical College & Hospital, Latur. College Code: 124104.


A) NUMBER OF PATIENTS ATTENDED OPD (1st Jan. to 31st December)								
(Note:- Patients of Medical Camp OPD should not be included)								
Sr. No.	Month	Information to be filled up by college						Atyayika (Emergency)
		Kayachikitsa + Panchkarma	Shalya	Shalakya	PrasutievumStriRoga	Bal Roga	Swasthvritta evum Yoga	
1	Jan.	1421	734	546	559	537	106	111
2	Feb.	1381	747	502	494	472	107	97
3	March.	1417	776	580	509	560	130	108
4	April	756	425	308	328	269	98	105
5	May	479	335	206	251	197	71	108
6	June	1063	590	423	405	365	93	105
7	July	1130	657	426	425	411	76	130
8	August	1252	597	426	405	430	91	133
9	Sept.	1338	618	417	444	419	109	123
10	Oct.	1287	615	397	412	416	84	101
11	Nov.	1189	532	352	366	359	60	86
12	Dec.	1450	694	446	496	471	98	115
Total		14163	7320	5029	5094	4906	1123	1322
Grand Total		38957						




PRINCIPAL
 Late B. V. Kale Ayurved Medical
 College & Hospital, Latur

B)		NUMBER OF PATIENTS ATTENDED IPD (1st Jan. to 31st December)				
(Note:- Patients of Medical Camp IPD should not be included)						
Sr. No.	Month	Information to be filled up by college				
		Kayachikitsa + Panchkarma	Shalya	Shalakya	Prasuti evum StriRoga	Bal Roga
1	Jan.	123	65	37	52	36
2	Feb.	111	55	29	42	26
3	March.	122	63	40	52	36
4	April	85	37	24	31	19
5	May	58	23	18	22	14
6	June	116	62	34	49	31
7	July	95	49	27	38	26
8	August	103	45	33	41	28
9	Sept.	129	57	33	54	28
10	Oct.	117	72	28	43	24
11	Nov.	106	48	31	48	27
12	Dec.	148	81	37	65	34
Total		1313	657	371	537	329
Grand Total		3207.				




PRINCIPAL
 Late B. V. Kale Ayurved Medical
 College & Hospital, Latur

C. Total Number of Bed Days Occupied

Sr. No.	Month	(Information to be filled up by college)				
		Kayachikitsa & Panchkarma	Shalya	Shalakya	Prasuti evum Stri Roga	Bal Roga
1.	Jan.	813	340	160	317	132
2.	Feb.	713	293	148	292	133
3.	March	796	296	167	295	148
4.	April	607	223	106	245	84
5.	May	381	138	62	113	45
6.	June	705	298	136	270	123
7.	July	654	227	129	243	117
8.	Aug.	834	363	161	288	151
9.	Sept.	932	382	165	382	155
10.	Oct.	824	357	146	313	124
11.	Nov.	1100	335	187	421	182
12.	Dec	1350	453	198	596	184
Total		9709	3705	1765	3775	1578
Grand total		20532				
Bed Occupancy (in %)		56.25%				


FORMULA FOR CALCULATING BED OCCUPANCY


$$\text{Bed Occupancy} = \frac{\text{Total No. of Bed days Occupied} \times 100}{\text{Total No. of Beds} \times \text{No. of total days}}$$

D) PANCHAKARMA DETAILS


Sr. No.	PATIENTS	SNEHAN	SWEDAN	VAMAN	VIRECHAN	BASTI	NASYA	RAKTMO KSHAN	JALOUKAV CHARAN	SHIRO DHARA	SHIRO BASTI
1.	From O.P.D.	1638	1638	3	7	293	87	23	23	58	---
2.	From I.P.D.	664	664	26	35	72	60	25	25	33	2
3.	Total	2302	2302	29	42	365	147	48	48	91	2

(Note: Karmas apart from above should mention in separately in separate enclosure if required.)




PRINCIPAL
 Late B. V. Kale Ayurved Medical
 College & Hospital, Latur

E)	Hospital information for P.G.Only	:	
	Number of Beds	:	100 (Minimum required 100 beds. Additional Beds for Clinical Subject 1:4 per Student (Please refer PG Regulation 2016))
		:	
	Number of Students	: X 4 =
	Equipments	:	Adequate /Inadequate
	Number of Registrars/H.O.	:	R.....HO.....
	Number of available additional Non teaching staff	:


Dean/ Principal of the College
PRINCIPAL
Late B. V. Kale Ayurved Medical
College & Hospital, Latur

